

# Massage Bathtub with Rail-mounted Nozzle



**W0821(L)**  
SIZE:1700x900x640mm Trilateral tri-shed/Left or right directions



**W0823(L)**  
SIZE:1700x800x640mm Trilateral tri-shed/Left or right directions



**W0826**  
SIZE:1500x1500x640mm  
Double-person/Single-side single-shed



**W0827(L)**  
SIZE:1700x850x640mm Double sided single-shed



**W0822(L)**  
SIZE:1700x1200x640mm  
Double-person/Trilateral tri-shed/Left or right directions



**W0825**  
SIZE:1700x1000x550mm Trilateral tri-shed



**W0828**  
SIZE:1500x1500x640mm  
Double-person/Single-side single-shed



**W0829**  
SIZE:1900x900x680mm Trilateral tri-shed



## W0821(L)

SIZE: 1700x900x640mm Trilateral tri-shed/Left or right directions

### Basic Functions and Setup

Underwater color light	Waterfall intake	Pipe washing
Water temperature control	Water-level check	Waterpower control
Surf and massage	Drainage device	
Pipeline drainage	Protection of water shortage	
Leakage protection Sprinkler Shower	Constant temperature	



Drainage nozzle

Needled nozzle

Sprinkler

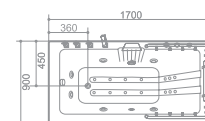
Intake waterfall

Underwater lamp

Pipe washing

Drainage device

Leakage protection





## W0822(L)

SIZE: 1700x1200x640mm Double-person Trilateral tri-shed/Left or right directions

### Basic Functions and Setup

Underwater color light	Waterfall intake	Pipe washing
Water temperature control	Water-level check	Waterpower control
Surf and massage	Drainage device	
Pipeline drainage	Protection of water shortage	
Leakage protection Sprinkler Shower	Constant temperature	



Drainage nozzle

Needled nozzle

Sprinkler

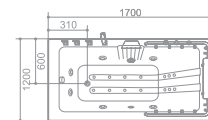
Intake waterfall

Underwater lamp

Pipe washing

Drainage device

Leakage protection





## W0823(L)

SIZE: 1700x800x640mm Trilateral tri-shed/Left or right directions

### Basic Functions and Setup

Underwater color light	Waterfall intake	Pipe washing
Water temperature control	Water-level check	Waterpower control
Surf and massage	Drainage device	
Pipeline drainage	Protection of water shortage	
Leakage protection Sprinkler Shower	Constant temperature	



Drainage nozzle

Needled nozzle

Sprinkler

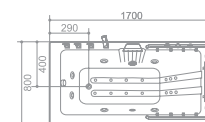
Intake waterfall

Underwater lamp

Pipe washing

Drainage device

Leakage protection





## W0825

SIZE: 1700x1000x550mm Trilateral tri-shed

### Basic Functions and Setup

Underwater color light	Waterfall intake	Protection of water storage
Water temperature control	Water-level check	Pipe washing
Surf and massage	Drainage device	Waterpower control

Pipeline drainage

Leakage protection Sprinkler Shower



Drainage nozzle



Needled nozzle



Sprinkler



Intake waterfall



Underwater lamp



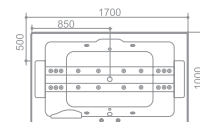
Pipe washing



Drainage device



Leakage protection





## W0826

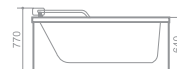
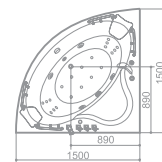
SIZE: 1500x1500x640mm Double-person Trilateral tri-shed

### Basic Functions and Setup

Underwater color light	Waterfall intake	Pipe washing
Water temperature control	Water-level check	Waterpower control
Surf and massage	Drainage device	
Pipeline drainage	Protection of water shortage	
Leakage protection Sprinkler Shower	Constant temperature	



Drainage nozzle    Needled nozzle    Sprinkler    Intake waterfall    Underwater lamp    Pipe washing    Drainage device    Leakage protection





## W0827(L)

SIZE:1700x850x640mm Double sided single-shed

### Basic Functions and Setup

Underwater color light	Waterfall intake	Pipe washing
Water temperature control	Water-level check	Waterpower control
Surf and massage	Drainage device	
Pipeline drainage	Protection of water shortage	
Leakage protection Sprinkler Shower	Constant temperature	



Drainage nozzle



Needled nozzle



Sprinkler



Intake waterfall



Underwater lamp



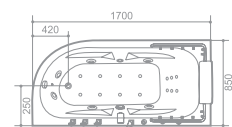
Pipe washing



Drainage device



Leakage protection





## W0828

SIZE: 1500x1500x640mm Double-person Single-side single-shed

### Basic Functions and Setup

Underwater color light	Waterfall intake	Pipe washing
Water temperature control	Water-level check	Waterpower control
Surf and massage	Drainage device	
Pipeline drainage	Protection of water shortage	
Leakage protection Sprinkler Shower	Constant temperature	



Drainage nozzle



Needled nozzle



Sprinkler



Intake waterfall



Underwater lamp



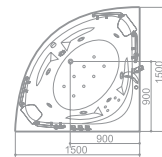
Pipe washing



Drainage device



Leakage protection





## W0829

SIZE: 1900x900x680mm Trilateral tri-shed

### Basic Functions and Setup

Underwater color light	Waterfall intake	Protection of water shortage
Water temperature control	Water-level check	Pipe washing
Surf and massage	Drainage device	Waterpower control
Pipeline drainage		

Leakage protection Sprinkler Shower



Drainage nozzle



Hanyu little nozzle



Sprinkler



Intake waterfall



Underwater lamp



Pipe washing



Drainage device



Leakage protection



Nozzled nozzle

